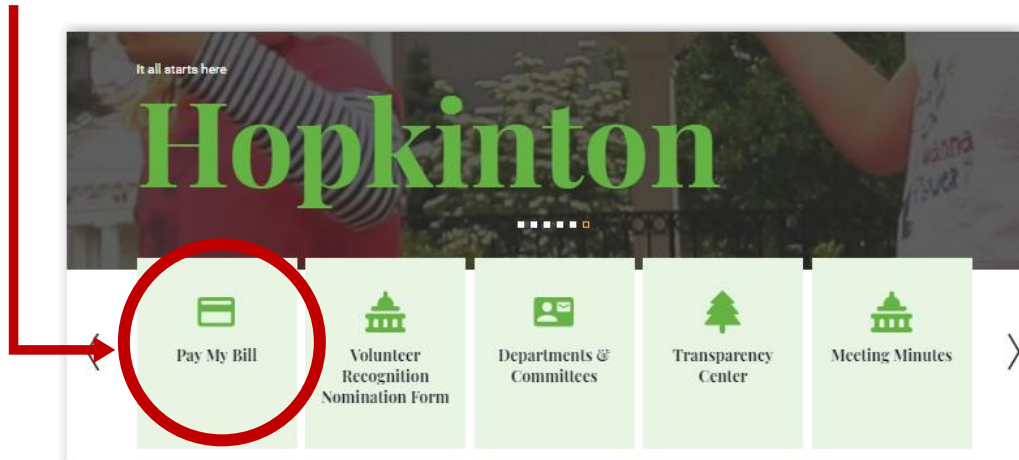
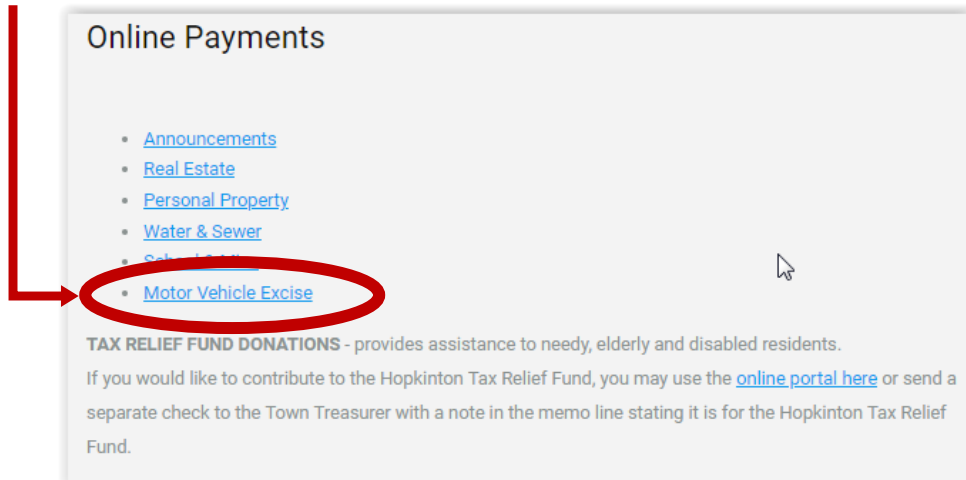


# Online Payments for Motor Vehicle Excise

1. Go to [www.hopkintonma.gov](http://www.hopkintonma.gov)
2. Select **"Pay My Bill"**



3. Select **"Motor Vehicle Excise"**



4. Enter your **Bill Number and Tax Year** then select continue

A screenshot of the "Excise" payment form. The title "Excise" is at the top. Below it, the text reads "Please enter the required information below and click 'Continue.'" and a link "To search for your bill - click here". There are two input fields: "Bill Number" and "Tax Year". Both fields are circled in red. A red arrow points from the text "4. Enter your Bill Number and Tax Year then select continue" to the "Bill Number" field. Below the input fields is a blue "Continue" button. At the bottom, there is a section titled "Accepted payment types:" with logos for Check, VISA, MasterCard, and DISCOVER, each with "Credit" and "Debit" options.

## Online Payments for Motor Vehicle Excise

5. Review to make sure this is your bill then click **“Add To Cart”**

### Excise

Please enter the required information below and click "Continue."

Vehicle Year  
2015

Vehicle Make  
DODG

Tax Year  
2019

Bill Number  
1234

Owner Name  
HOPKINTON, HENRY

**Total Amount due: \$136.25**

\*Amount due reflects payments made online.

[Add To Cart](#)

6.

- ➔ If this is the only bill you are paying select **“Checkout”**
- ➔ If you are paying additional excise bills click **“Continue Shopping”** on the next screen select “Tax Collector” and “Excise” then repeat steps 4 and 5

### Cart

Description	Price	Qty	Total	Remove
Excise <a href="#">Setup Automatic Payments</a>	\$136.25	1	\$136.25	✕

---

**Total: \$136.25**

Accepted payment types for combined cart items:

Check    Discover Discover    VISA VISA    American Express American Express    DISCOVER DISCOVER

Credit    Debit    Credit    Debit    Credit    Debit

[Continue Shopping](#)    [Checkout](#)

7. After you click check out you have 3 options.

- If you have used UniPay before you can click **login**
- You can **create an account**. – This has benefits of saving account numbers, creating faster check out's and will have future benefits of Auto Pay
- Fill out the billing information and click **“Continue as Guest”** \*you will still get an email confirmation with this option.

## Online Payments for Motor Vehicle Excise

8. Here you can enter your **payment information**
  - a. Checking Account = Free
  - b. Credit/Debit Card = Bank Fee's will apply *\*it will show you the fee before its processed*

### Billing Information

**Checking Account**

There is no ACH Fee associated with paying your taxes online.  
All other ACH payments will be assessed a \$.25 processing fee per transaction.

Account Holder's Full Name\*








Bank Routing No.\*

Bank Account No.\*

Re Enter Bank Account No.\*

**Credit Card** If paying with a credit card, [convenience fees](#) will be assessed for each transaction.

Accepted Card Types

						
Credit	Debit	Credit	Debit	Credit	Debit	Debit

Name on Card\*

Credit Card No.\*

Expiration Date\*  /

CVV\*

9. Click **Proceed, verify and complete**

Any questions, please contact UniPay at 1-877-227-1157  
Monday - Friday: 8:30am to 6:00pm Saturday: 8:30 am to 1:00pm

OR

The Treasurer's Office at 508-497-9715  
Monday, Wednesday, Thursday 8:00am – 4:30pm  
Tuesday 8:00am – 7:00pm or Friday 8:00am – 2:00pm